



STAUFF Clean

Hose, Tube and Pipe Cleaning System

SYSTEM OPERATING INSTRUCTIONS & PROJECTILE SELECTION GUIDE

Hose, Tube and Pipe Cleaning Systems

Characteristics

Simple and low cost solution for the removal of unwanted contaminant from the inside surfaces of hoses, tubes and pipes.

The STAUFF Clean system comprises of a pneumatic launcher and a range of specially designed nozzles. The launcher uses standard industrial compressed air in pressure between 6 and 8 bar / 87 and 116 PSI to propel a foam projectile through the nozzle and into the hose, tube or pipe to be cleaned. This provides a safe and environmentally friendly tool that requires little formal expertise to operate and apply.

The launcher is the part of the system that controls the air supply to propel the projectile from start to finish of the cleaning job.

The nozzles are specially designed to affect an airtight seal on any hose, tube or pipe with or without end fittings. It's main purpose is to compress the foam projectile allowing it to enter the internal diameter of the hose, tube or pipe to be cleaned.

The projectile is the part of the system that does the cleaning. The foam projectile is sized to be approximately 15% larger than the internal diameter of the hose, tube or pipe to be cleaned. The compression of the projectile against the internal wall cleans the internal surface and expels any loose contaminants from the end of the hose, tube or pipe.

The STAUFF Clean system is available as separate components or in a variety of kit forms comprising various nozzle types, adaptor and launcher, all contained in a heavy duty carrying case.

Refer to page 4 for kit variations.



EC Machinery Directive 2006/42/EC

The STAUFF Clean system has been designed in compliance with the standards for pneumatic systems to ISO 4414 as well as EN 983 "Safety requirements for fluid systems and their pneumatic components". It does not fall within the scope of application specified in the EC Machinery Directive and must therefore not be labelled with the CE marking in accordance with this directive.

Safety Instructions

- ⚠ 1. Read and understand this manual before using the STAUFF Clean system.
- ⚠ 2. Keep this manual with the STAUFF Clean system for future reference.
- ⚠ 3. Always wear protective safety glasses, ear protection and a dusk mask when operating this device.
- ⚠ 4. DO NOT operate in the presence of others without following the correct safety precautions.
- ⚠ 5. Bleed the air pressure from the hose before connecting or disconnecting the unit.
- ⚠ 6. DO NOT aim the launcher or fire the projectiles at people, animals or objects.
- ⚠ 7. If the unit does not operate or has been damaged, return to STAUFF for service.
- ⚠ 8. A mesh collection bag should be secured to the hose, tube or pipe exit to avoid possible injury to personnel by the projectile exiting at high speed.
- ⚠ 9. This is an industrial tool and should be handled accordingly, if the instructions are unclear in any way please contact STAUFF for assistance.

Operating the STAUFF Clean system

- ⚠ 1. Always wear protective safety glasses, ear protection and a dusk mask when operating this device.
- ⚠ 2. Select the correct nozzle for your application using the reference charts supplied. Flip the hinged retaining ring forward and insert the nozzle using the adaptor ring for nozzle sizes of 32 mm or less.
- ⚠ 3. Select the appropriate projectile from the selection table (page 7) and place into the nozzle. Close the hinged retaining ring, making sure it engages with the latch.
- ⚠ 4. Connect a suitable compressed air supply to the launcher using the quick release coupler supplied (minimum hose diameter 3/8" ID.)
- ⚠ 5. A mesh collection bag should be secured to the hose, tube or pipe exit to avoid possible injury to personnel by the projectile exiting at high speed.
- ⚠ 6. Connect a suitable compressed air supply to the launcher using the quick release coupler supplied (minimum hose diameter 3/8" ID.)
- ⚠ 7. Place the nozzle firmly against the hose, tube or pipe to be cleaned. Press the trigger and keep depressed until the used projectile is discharged from the open end.
To ensure top performance it is important to maintain a firm airtight seal at all times between the launcher and the hose, tube or pipe being cleaned.
- ⚠ 8. In the event of operating problems refer to the Troubleshooting Guide (page 6) or contact STAUFF for assistance.
- ⚠ 9. To achieve the desired level of cleanliness the process should be repeated until the projectile emerges free of contamination.

Launchers / Launcher Kits

Characteristics

Features

- Pneumatic pistol-grip launcher
- Light-weight and ergonomic design
- Easy to operate and apply
- Connection to air supply with quick release coupling
- Suitable for any type of nozzle
- Delivered separately or in a variety of kit forms including carrying case, adaptor ring and nozzles (if required)

**STAUFF
ADVANTAGE**
Light Weight
Ergonomic
Grip



Technical Data

- Air compressor requirement: 6 ... 8 bar / 87 ... 116 PSI
- Effective air volume: 250 ... 400 l/min / 66 ... 106 US GPM

Order Codes

- | | |
|---|------------------|
| • Launcher only | SC-LG |
| • Launcher kit without nozzles | SC-LK |
| • Launcher kit with set of 10 Universal nozzles | SC-10UV-K |
| • Launcher kit with set of 18 Metric Tube nozzles | SC-18MT-K |
| • Launcher kit with set of 10 JIC nozzles | SC-10J-K |
| • Launcher kit with set of 7 BSP nozzles | SC-7B-K |
| • Launcher kit with set of 7 NPT nozzles | SC-7N-K |
| • Adaptor ring | SC-UV-AR |

Contact your local STAUFF office for special connection adaptors and couplings

Nozzles / Nozzle Set

JIC Nozzle Set

(Order Code: SC-10J-S)

The JIC Nozzle is designed specifically for use with JIC and SAE type fittings.

The nozzles are machined to accommodate both male and female configuration, ensuring a perfect airtight seal every time.

The set of 10 nozzles consist of the following sizes:

6 mm, 8 mm, 10 mm, 13 mm, 16 mm, 19 mm, 25 mm, 32 mm, 38 mm and 50 mm.

Universal Nozzle Set

(Order Code: SC-10UV-S)

The Universal Nozzle is designed with a tapered seat that will allow it to suit for 90% of applications, including Hose, Tube and Pipe, with or without fittings, in hydraulic and pneumatic pipe systems, condenser tubes, boiler tubes and food lines.

The Universal Nozzle kit fits all and will accommodate applications with JIC, SAE and BSP end fittings.

The set of 10 nozzles consists of the following sizes:

6 mm, 8 mm, 10 mm, 13 mm, 16 mm, 19 mm, 25 mm, 32 mm, 38 mm and 50 mm.

Metric Tube Nozzle Set

(Order Code: SC-18MT-S)

The Metric Tube Nozzle is intended for use specifically with Metric sized tube and is designed to fit over the outside of the tube or pipe being cleaned.

The inside diameter of the nozzle is reduced to match the inside diameter of the tube.

The nozzles are machined from solid bar stock and designed for superior strength.

The set of 18 nozzles consist of the following Metric OD sizes:

6 mm, 8 mm, 10 mm, 12 mm, 14 mm, 15 mm, 16 mm, 18 mm, 20 mm, 22 mm, 25 mm, 28 mm, 30 mm, 35 mm, 38 mm, 42 mm, 50 mm and 60 mm.



BSP Nozzle Set

(Order Code: SC-7B-S)

The BSP Nozzle is designed specifically for BSP configuration fittings. The nozzles are machined to accommodate both male and female configurations, ensuring a perfect airtight seal every time.

The set of 7 nozzles consist of the following sizes:

6 mm, 10 mm, 13 mm, 16 mm, 19 mm, 25 mm and 32 mm.

NPT Nozzle Set





(Order Code: SC-7N-S)

The NPT Nozzle is designed specifically for NPT configuration fittings. The nozzles are machined to accommodate both male and female configurations, ensuring a perfect airtight seal every time.

The set of 7 nozzles consist of the following sizes:

1/4 in, 3/8 in, 1/2 in, 5/8 in, 3/4 in, 1 in and 1-1/4 in.

Projectiles

			
<p>Standard Series (S)</p> <p>Standard Series Projectiles are intended for the cleaning of hose, tube or pipe without end fittings or restrictions</p>	<p>Coupling Series (C)</p> <p>Coupling Series Projectiles are intended for the cleaning of hose assemblies (hose with end fittings, adjustments etc.) or the removal of loose particles from pipe or tube.</p>	<p>Abrasive Series (A)</p> <p>Abrasive Series Projectiles are intended for the cleaning of metal pipe and tube to remove light rust and scale. They are recognised by the abrasive pad fixed to one end of the projectile.</p>	<p>Grinding Series (G)</p> <p>Grinding Series Projectiles are intended for the cleaning of metal pipe and tube to remove medium and heavy rust and build up from the internal surface. They are coated in Silicone Carbide.</p>

Please note: For optimum cleaning, it is recommended that the projectiles are used once and then discarded.

Safety note: A mesh collection bag should be secured to the hose, tube or pipe exit to avoid possible injury to personnel by the projectile exiting at high speed.

Always wear protective safety glasses, ear protection and a dust mask when operating this device.

Troubleshooting Guide

Problem	Cause	Solution
Projectile becomes stuck in hose tube or pipe	Insufficient air pressure and/or volume Restriction in hose, tube or pipe	<ul style="list-style-type: none"> • Check air line for restrictions • Increase pressure if needed • Use larger diameter hose (min 3/8" ID recommended) • Check seal between nozzle and hose, tube or pipe
Projectile will not exit nozzle	More than one exit point Insufficient air pressure or volume	<ul style="list-style-type: none"> • Operate launcher from opposite end without a projectile • Introduce water from cleaning end and operate launcher without projectile
Projectile will not exit nozzle	Insufficient air pressure or volume	<ul style="list-style-type: none"> • Seal off all except one exit • Check air line for restrictions • Increase pressure if needed • Use larger diameter hose (min 3/8" ID recommended) • Check seal between nozzle and hose, tube or pipe
Projectile will not exit nozzle	Nozzle Projectile mismatch	<ul style="list-style-type: none"> • Consult sizing charts for correct nozzle and projectile match

Projectile Selection Table

Pipe O.D. (mm)	Pipe / Hose I.D. (mm / in)	Order Codes Standard Series (S)	Order Codes Coupling Series (C)	Order Codes Abrasive Series (A)	Order Codes Grinding Series (G)	Packaging Units Projectiles / Order Unit
07	4.8	SCP-S-07-V100	SCP-C-07-V100	SCP-A-07-V100	SCP-G-07-V100	100
	3/16					
09	6.35	SCP-S-09-V100	SCP-C-09-V100	SCP-A-09-V100	SCP-G-09-V100	100
	1/4					
10	6.35	SCP-S-10-V100	SCP-C-10-V100	SCP-A-10-V100	SCP-G-10-V100	100
	1/4					
12	7.9	SCP-S-12-V100	SCP-C-12-V100	SCP-A-12-V100	SCP-G-12-V100	100
	5/16					
14	9.5	SCP-S-14-V100	SCP-C-14-V100	SCP-A-14-V100	SCP-G-14-V100	100
	3/8					
16	11.1	SCP-S-16-V100	SCP-C-16-V100	SCP-A-16-V100	SCP-G-16-V100	100
	7/16					
18	12.7	SCP-S-18-V100	SCP-C-18-V100	SCP-A-18-V100	SCP-G-18-V100	100
	1/2					
20	14.28	SCP-S-20-V100	SCP-C-20-V100	SCP-A-20-V100	SCP-G-20-V100	100
	9/16					
22	15.88	SCP-S-22-V100	SCP-C-22-V100	SCP-A-22-V100	SCP-G-22-V100	100
	5/8					
26	19.05	SCP-S-26-V50	SCP-C-26-V50	SCP-A-26-V50	SCP-G-26-V50	50
	3/4					
28	20.64	SCP-S-28-V50	SCP-C-28-V50	SCP-A-28-V50	SCP-G-28-V50	50
	13/16					
30	22.23	SCP-S-30-V40	SCP-C-30-V40	SCP-A-30-V40	SCP-G-30-V40	40
	7/8					
33	25.4	SCP-S-33-V40	SCP-C-33-V40	SCP-A-33-V40	SCP-G-33-V40	40
	1					
36	26.27	SCP-S-36-V30	SCP-C-36-V30	SCP-A-36-V30	SCP-G-36-V30	30
	1 1/16					
38	28.58	SCP-S-38-V30	SCP-C-38-V30	SCP-A-38-V30	SCP-G-38-V30	30
	1 1/8					
40	31.75	SCP-S-40-V30	SCP-C-40-V30	SCP-A-40-V30	SCP-G-40-V30	30
	1 1/4					
45	34.93	SCP-S-45-V20	SCP-C-45-V20	SCP-A-45-V20	SCP-G-45-V20	20
	1 3/8					
50	38.1	SCP-S-50-V20	SCP-C-50-V20	SCP-A-50-V20	SCP-G-50-V20	20
	1 1/2					
55	44.45	SCP-S-55-V15	SCP-C-55-V15	SCP-A-55-V15	SCP-G-55-V15	15
	1 3/4					
60	50.8	SCP-S-60-V10	SCP-C-60-V10	SCP-A-60-V10	SCP-G-60-V10	10
	2					



Local Solutions For Individual Customers Worldwide

AUSTRALIA

STAUFF Corporation Pty Ltd
Tel.: +61 2 4271 9000
sales@stauff.com.au

BRAZIL

STAUFF Brasil Ltda
Tel.: +55 11 47 72 72 00
sales@stauffbrasil.com

CANADA

STAUFF Canada Ltd
Tel.: +1 416 282 46 08
sales@stauffcanada.com

CHINA

STAUFF China
Tel.: +86 21 68 18 70 00
info@stauff.com.cn

FRANCE

STAUFF S.A.S.
Tel.: +33 2 54 50 55 50
direction@stauffsa.com

GERMANY

Walter Stauffenberg GmbH & Co. KG
Tel.: +49 23 92 916 0
sales@stauff.com

INDIA

STAUFF India Pvt Ltd
Tel.: +91 20 66 20 2471
sales@stauffindia.com

IRELAND

STAUFF Ireland
Tel.: +44 28 92 60 69 00
sales@stauffireland.com

ITALY

STAUFF Italia S.r.l
Tel.: +39 0362 63 80 70
sales@stauff.it

KOREA

STAUFF Korea Ltd
Tel.: +82 51 266 66 66
info@stauff.co.kr

MALAYSIA

STAUFF South East Asia Sdn Bhd
Tel.: +60 3 8024 61 68
sales@stauff.com.my

NEW ZEALAND

STAUFF Corporation (NZ) Ltd
Tel.: +64 9 271 48 12
sales@stauff.co.nz

POLAND

STAUFF Polska Sp. z o.o.
Tel.: +48 58 660 11 60
sales@stauff.pl

RUSSIAN FEDERATION

STAUFF LLC
Tel.: +7 495 276 16 50
sales@stauff.ru

THAILAND

STAUFF (Thailand) Co Ltd
Tel.: +66 2 712 25 98
sales@stauff.co.th

UNITED KINGDOM

STAUFF UK Ltd
Tel.: +44 114 251 85 18
sales@stauff.co.uk

UNITED STATES

STAUFF Corporation
Tel.: +1 201 444 78 00
sales@stauffusa.com

VIETNAM

STAUFF Vietnam Ltd
Tel.: +84 8 3995 47 23
sales@stauff.com.vn