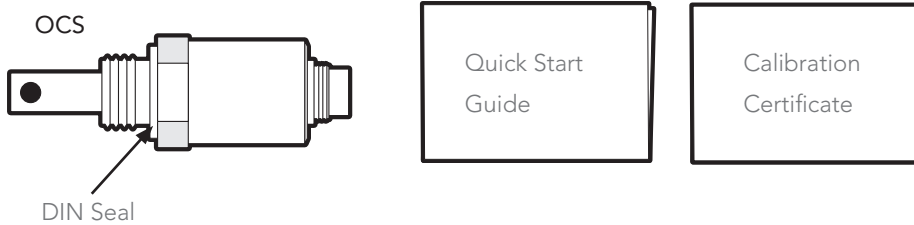


Oil Quality Sensor (OCS)

QUICK START GUIDE


WHAT'S IN THE BOX



1. Configuration



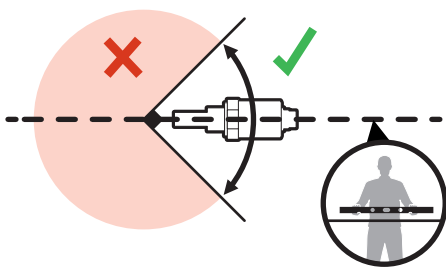
Allow configuration cable to update drivers.
Select correct oil type and communication protocol



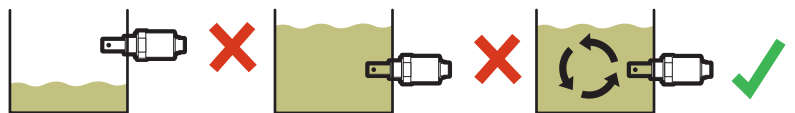
2. Installation

ORIENTATION

Ideally horizontal, no more than +45° or less than -45°

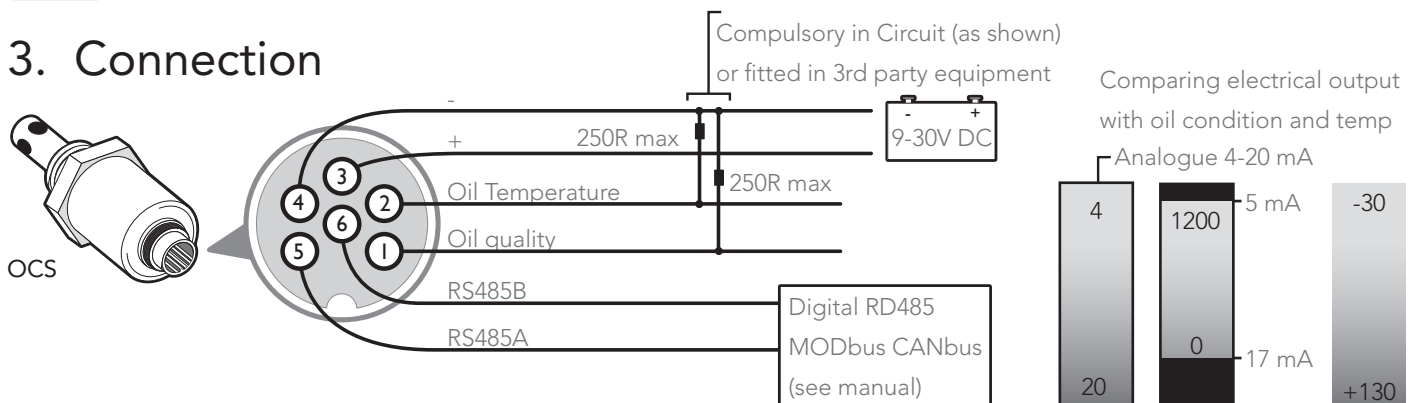


IMMERSION



Sensor may not function if installed incorrectly

3. Connection



4. Activation steps

- Check installation
- Power on
- Wait for 1 minute
- Check output

5. Troubleshooting

1. Check configuration (step 1)
2. Refer to manual
3. sales@stauff.com

