

## Industry-Leading Hydraulic Quick Coupling Solutions


Extensive product range of original STAUFF couplings meeting and exceeding customers' expectations for decades.

### Push-to-Connect Couplings Flat Face

#### QRC-FF/FH Series




Interchange ISO 16028  
 Sizes 1/4" to 2" (DN 6 to 51)  
 Working Pressure 2030 to 5800 PSI  
 Materials Carbon Steel and Stainless Steel



#### QRC-FU Series



Interchange ISO 16028  
 Sizes 3/8" to 3/4" (DN 10 to 19)  
 Working Pressure 5075 PSI  
 Materials Carbon Steel



#### QRC-FO Series




Interchange SnapTite 71 and others  
 Sizes 1/4" to 1" (DN 6 to 25)  
 Working Pressure 5075 PSI  
 Materials Stainless Steel



#### QRC-BP Series



Interchange ISO 5676 / NFU 16006  
 Sizes 1/2" (DN 12)  
 Working Pressure 3190 PSI  
 Materials Carbon Steel

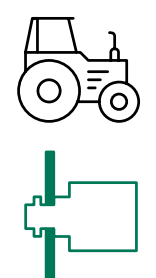


### Push-to-Connect Couplings with Poppet Valve

#### QRC-HP Series




Interchange ISO 7241-1 Series A  
 Sizes 1/4" to 1" (DN 6 to 25)  
 Working Pressure 3625 PSI  
 Materials Carbon Steel



#### QRC-HU Series




Interchange ISO 7241-1 Series A  
 Sizes 1/2" (DN 12)  
 Working Pressure 3625 PSI  
 Materials Carbon Steel



#### QRC-UX Series




Interchange ISO 7241-1 Series A  
 Sizes 1/2" (DN 12)  
 Working Pressure 3625 PSI  
 Materials Carbon Steel



#### QRC-IA Series




Interchange ISO 7241-1 Series A  
 Sizes 1/4" to 2" (DN 6 to 51)  
 Working Pressure 1885 to 5800 PSI  
 Materials Carbon Steel and Stainless Steel



#### QRC-IB Series



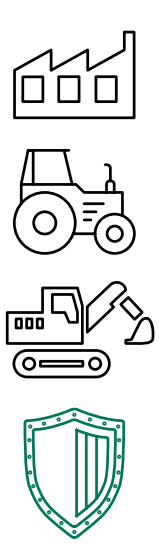
Interchange ISO 7241-1 Series B  
 Sizes 1/8" to 2" (DN 3 to 51)  
 Working Pressure 1450 to 7250 PSI  
 Materials Carbon Steel, Brass and Stainless Steel



#### QRC-ID Series



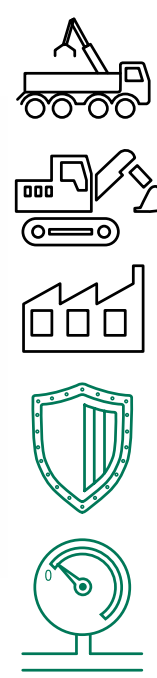
Interchange ISO 5675  
 Sizes 1/4" to 1" (DN 6 to 25)  
 Working Pressure 3625 to 5800 PSI  
 Materials Carbon Steel



#### QRC-HUS Series



Interchange Nordic Design  
 Sizes 3/8" to 1" (DN 10 to 25)  
 Working Pressure 3770 to 5075 PSI  
 Materials Carbon Steel



### Screw-to-Connect Couplings Flat Face

#### QRC-FT Series



Interchange Stucchi VEP and others  
 Sizes 3/8" to 1-1/2" (DN 10 to 31)  
 Working Pressure 5800 to 7975 PSI  
 Materials Carbon Steel



#### QRC-RH Series



Interchange STAUFF original design  
 Sizes 3/8" to 1" (DN 10 to 25)  
 Working Pressure 6090 PSI  
 Materials Carbon Steel



#### QRC-HM Series



Interchange SnapTite 78 and others  
 Sizes 3/4" to 1-1/2" (DN 20 to 38)  
 Working Pressure 2465 to 3045 PSI  
 Materials Carbon Steel / Brass



### Screw-to-Connect Couplings with Poppet Valve

#### QRC-HS Series



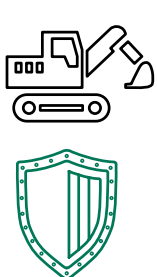
Interchange ISO 14541  
 Sizes 1/4" to 1-1/2" (DN 6 to 38)  
 Working Pressure 5075 to 6525 PSI  
 Materials Carbon Steel and Stainless Steel



#### QRC-PS Series



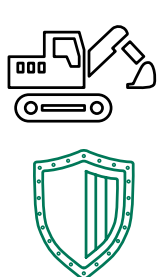
Interchange STAUFF original design  
 Sizes 1-1/4" (DN 31)  
 Working Pressure 8700 PSI (short term: 14500 PSI)  
 Materials Carbon Steel



#### QRC-HR Series




Interchange RoFLEX R and others  
 Sizes 3/8" to 1-1/2" (DN 10 to 38)  
 Working Pressure 3625 to 7975 PSI  
 Materials Carbon Steel



#### QRC-HH Series




Interchange Faster VVS and others  
 Sizes 3/8" to 2" (DN 10 to 51)  
 Working Pressure 5075 to 11600 PSI  
 Materials Carbon Steel and Stainless Steel



#### QRC-HT Series



Interchange Holmbury TC and others  
 Sizes 3/4" to 1" (DN 20 to 25)  
 Working Pressure 4350 to 5075 PSI  
 Materials Carbon Steel



#### QRC-HI Series




Interchange ISO 14540  
 Sizes 1/4" to 3/8" (DN 6 to 10)  
 Working Pressure 10440 PSI  
 Materials Carbon Steel



#### QRC-HV Series



Interchange SnapTite 75 and others  
 Sizes 3/4" to 2" (DN 20 to 51)  
 Working Pressure 5075 PSI  
 Materials Carbon Steel



#### QRC-MK Series



### Multi Couplings

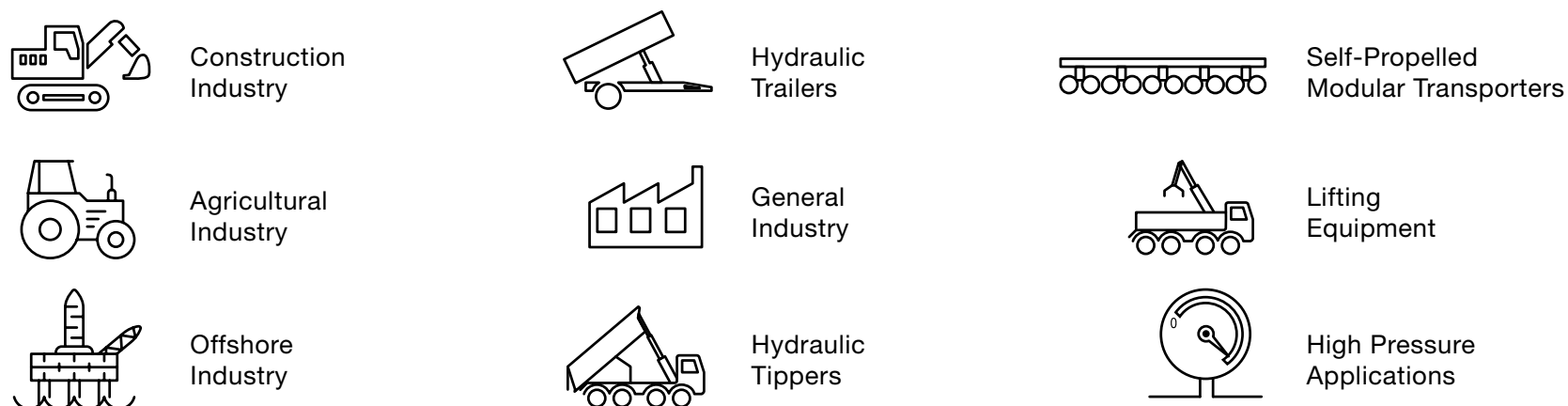
STAUFF Multi Couplings are supplied as standard products or as custom designs to fully meet individual requirements of specific applications.

### Accessories and Spare Parts

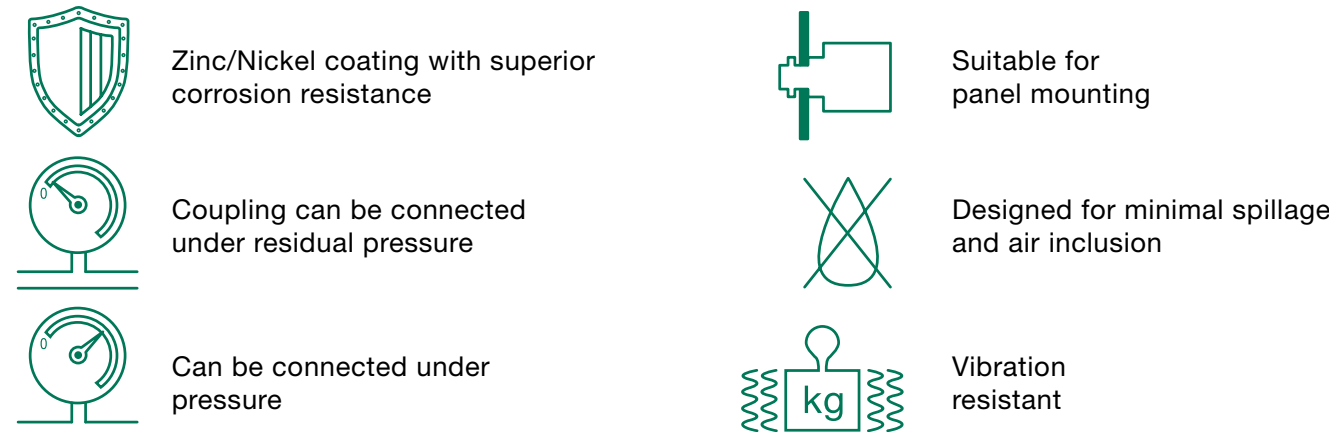


Extensive range of accessories and spare parts such as dust protection caps and plugs, marking clips and seal kits.

### Typical Applications



### Top Features



Scan the QR code with your mobile device to view the fully detailed online page-flip catalogue



For more than 50 years, the companies of STAUFF Group have been developing, manufacturing and distributing pipework equipment and hydraulic components for mechanical and plant engineering and for service and industrial maintenance.

Customers include the majority of the world's leading construction machinery companies.

The overall range currently includes about 50,000 standard products in ten categories as well as numerous special and system solutions according to customer's specifications or based on in-house development. German quality-manufacturer VOSWINKEL, who became a full member of the STAUFF Group in 2015, added a sophisticated range of Hydraulic Quick Couplings to the programme, which since then have become an essential part of the global STAUFF offer.

Wholly-owned manufacturing, sales and service facilities around the world and a tight global network of authorised distribution partners ensure high presence and service paired with a maximum of availability.

Visit [www.stauff.com](http://www.stauff.com) to find the STAUFF representative closest to your location.